



samesor

METAL ROOF TILE LINES

+50
years

OF EXPERIENCE


1000
delivered

MACHINES


60
export

COUNTRIES

SAMESOR METAL ROOF TILE LINES

THE IDEA OF MAKING ROOF TILES IN METAL WAS BORN IN SCANDINAVIA IN THE LATE 70'S.

SAMESOR WAS **ONE OF THE PIONEERS** IN DEVELOPING THE TECHNOLOGY FOR MANUFACTURING TILE EFFECT SHEETS IN COLOUR COATED METAL.



WE HAVE:

- + LONG-TERM **EXPERIENCE**
- + GLOBALLY **PROVEN** QUALITY
- + **WIDE SELECTION** OF ROOF TILE DESIGNS AVAILABLE
- + **PASSION** TO CREATE NEW DESIGNS

SAMESOR METAL ROOF TILE LINES

WIDE RANGE OF METAL ROOF TILE PRODUCTS:

- + **CLASSIC** ROOF TILE PROFILES (custom lengths from ridge to eave)
- + **MODULAR** ROOF TILE PANELS (standard length panels)
- + ROOF TILE PANELS WITH **CONCEALED** FIXING (e.g. Samesor Z-Lock)
- + PROFILES & PANELS WITH **SPECIAL FEATURES**



SAMESOR METAL ROOF TILE LINES

ON THE PICTURES BELOW: SAMESOR CONVENTIONAL ROOF TILE LINES

- + HEAVY-DUTY
TOOLS
GUARANTEES
EFFICIENT
PRODUCTION &
HIGH QUALITY
PRODUCTS



SAMESOR METAL ROOF TILE LINES

ON THE PICTURES BELOW: SAMESOR CONVENTIONAL ROOF TILE LINES

- + MOST RELIABLE
MACHINERY
ACHIEVES
LONG-LASTING
PRODUCTION
SOLUTION



SAMESOR METAL ROOF TILE LINES

ON THE PICTURES BELOW: SAMESOR MODULAR ROOF TILE LINES

- + THE KEY POINTS:
RELIABILITY,
EFFICIENCY,
FLEXIBILITY



SAMESOR METAL ROOF TILE LINES

ON THE PICTURES BELOW: SAMESOR MODULAR ROOF TILE LINES

- + MODERN MACHINE CONTROL SYSTEM
- + MANY OPTIONAL DEVICES



SAMESOR METAL ROOF TILE LINES

ON THE PICTURES BELOW : SAMESOR Z-LOCK ROOF TILE LINES

- + HIGHLY
AUTOMATED
AND EFFICIENT
PRODUCTION
WITH LOW
HUMAN
RESOURCES



SAMESOR METAL ROOF TILE LINES

ON THE PICTURES BELOW: SAMESOR Z-LOCK ROOF TILE LINES

- + ADVANCED SHEET METAL TECHNOLOGY FOR SPECIAL PRODUCTS & FEATURES



SAMESOR METAL ROOF TILE LINES

ON THE PICTURES BELOW : SAMESOR SPECIAL ROOF TILE LINES


- + KNOW-HOW TO
CREATE
DEMANDING
END PRODUCTS



SAMESOR METAL ROOF TILE LINES

ON THE PICTURES BELOW : SAMESOR SPECIAL ROOF TILE LINES

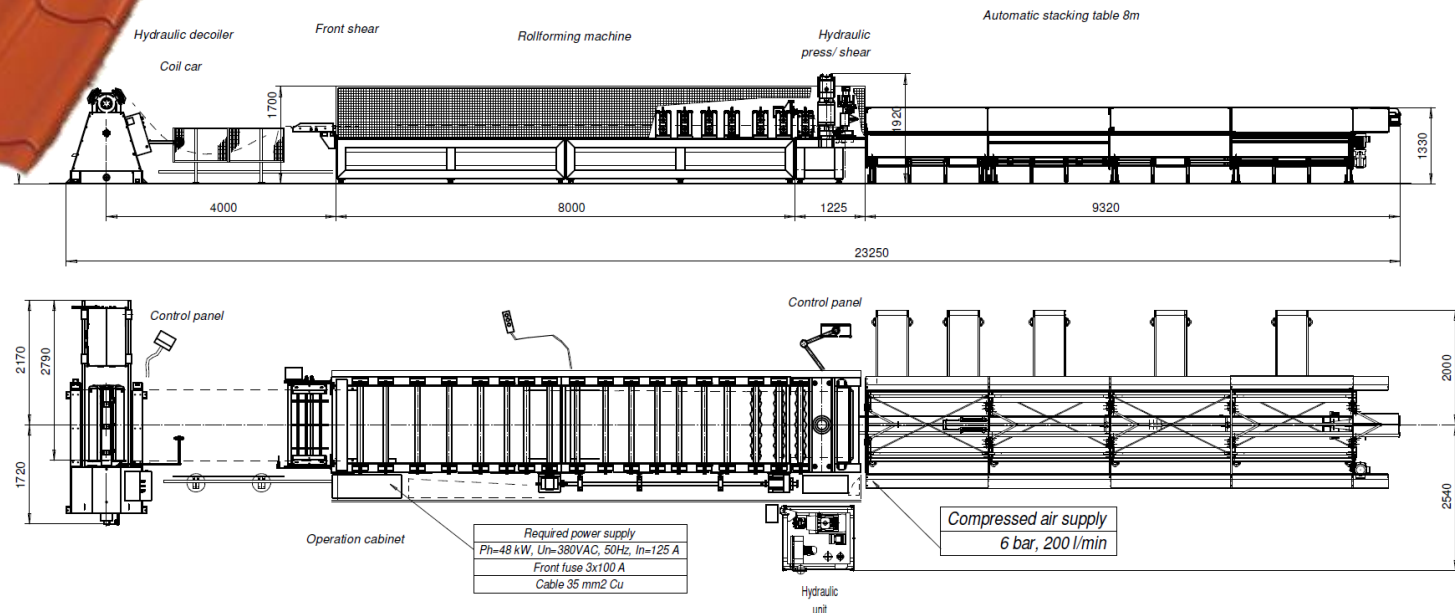
- + WIDE RANGE OF PROFILE DESIGNS, PASSION TO CREAT NEW ONES



SAMESOR METAL ROOF TILE LINES

SAMESOR CONVENTIONAL TILE EFFECT SHEET

- + STRAIGHT FRONT EDGE CUTTING (3D cutting as option)
- + FIXED TILE HEIGHT (variable tile height as an option)
- + VARIABLE TILE LENGTH (275-450 MM)
- + TAIL END 100 MM MIN.
- + SHEET THICKNESS RANGE 0.45 - 0.60 MM
- + WIDE MATERIAL RANGE: STEEL, ALUMINIUM, COPPER, ...

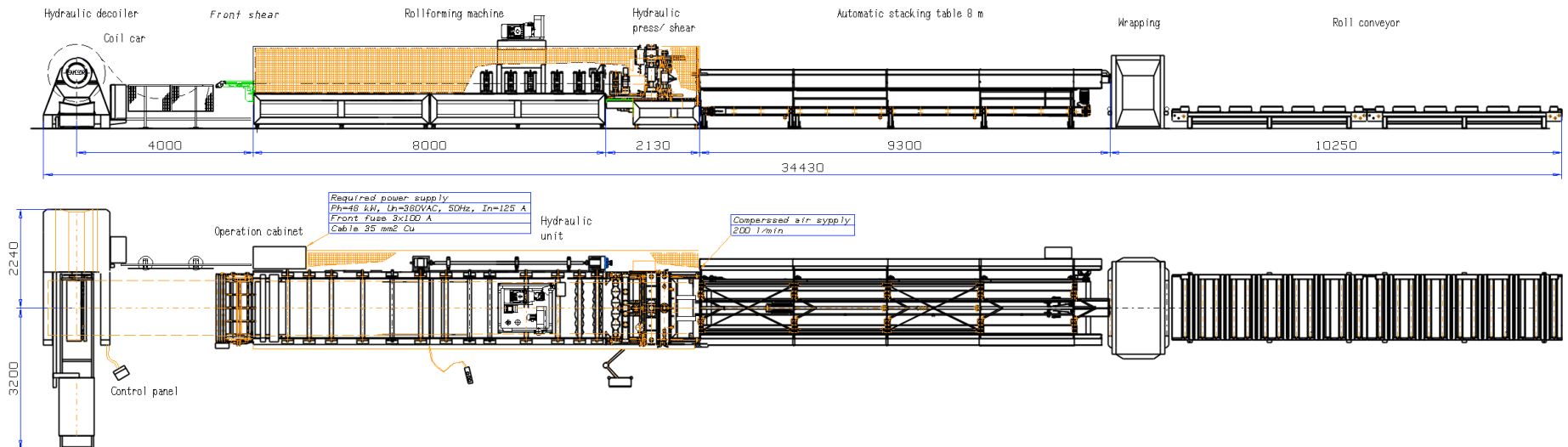


SAMESOR METAL ROOF TILE LINES



SAMESOR MODULAR TILE EFFECT SHEET

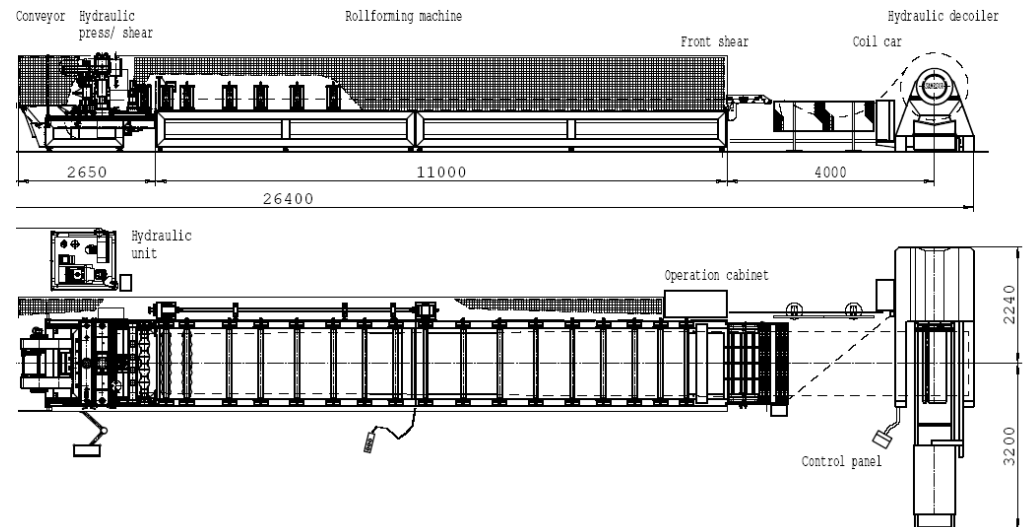
- + 3D FRONT EDGE CUTTING
- + FOUR-PANEL JOINT ("the pocket")
- + VARIABLE TILE HEIGHT
- + VARIABLE TILE LENGTH (150-450 MM)
- + OPTIMIZED TAIL END (25 mm typical).
- + SHEET THICKNESS RANGE 0.45 - 0.60 MM
- + WIDE MATERIAL RANGE: STEEL, ALUMINIUM, COPPER, ...



SAMESOR METAL ROOF TILE LINES

SAMESOR Z-LOCK TILE EFFECT SHEET

- + MODULAR LENGTHS WITH HIDDEN FIX FEATURE
 - FIXED TILE STEP HEIGHT (26 mm), VARIABLE TILE LENGTH (300-500 mm)
- + CUSTOM LENGTHS (as conventional profiles)
 - VARIABLE TILE STEP HEIGHT, VARIABLE TILE LENGTH (150-500 mm)
- + SHEET THICKNESS RANGE 0.50 - 0.60 MM
- + WIDE MATERIAL RANGE: STEEL, ALUMINIUM, COPPER, ...

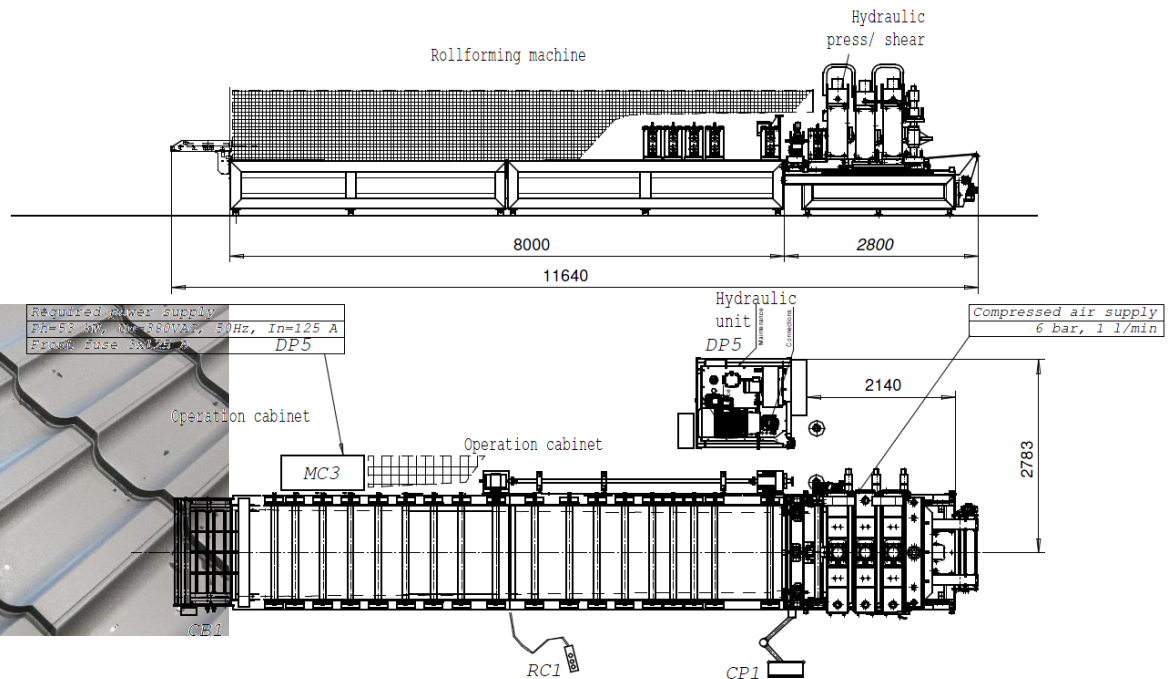


SAMESOR METAL ROOF TILE LINES



SAMESOR SPECIAL TILE EFFECT SHEETS. PRODUCTS WITH OUTSTANDING SPECIAL FEATURES, LIKE

- + QUICK-CHANGE TOOLS FOR PRODUCT CHANGES
- + PULL-BACK EFFECT IN TILE STEP
- + SCREW CUP DETAIL
- + MARKING POINT FOR SCREW HEAD
- + LOGO STAMPING





samesor

THANK YOU FOR YOUR INTEREST!

MORE INFORMATION ABOUT US:

www.samesor.com

SAMESOR OY, P.O.BOX 1406 (MASTOTIE 1), FI-70461 KUOPIO, FINLAND